













This architectural drawing presents a detailed floor plan of a building, likely a school or institutional facility, with a 3D perspective view of the building's exterior on the right side.

Room Layout and Labels:

- Top Row (from left to right):**
 - Bau 1.35 WC-Damen
 - Bau 1.31 Flur
 - Bau 1.32 Pöhl
 - Bau 1.26 Seminarraum
 - Bau 1.25 Seminarraum
 - Bau 1.23 PC-Raum
 - Bau 1.20 Treppe 1 OG (24 STG, 16.9/28.0)
 - Bau 1.19 Theatersaal
 - Bau 1.07 Büro Verwaltung
- Middle Row (from left to right):**
 - Bau 0.29 WC-Herren
 - Bau 0.27 Aufenthaltsraum Reinigungspersonal
 - Bau 0.25 Umklei. Azubis D
 - Bau 0.24 Ausbilder
 - Bau 0.23 CNC-Raum Tischler
 - Bau 0.22 Programmraum
 - Bau 0.21 Programmraum
 - Bau 0.20 Treppe 1 EG (18 STG, 16.9/28.0)
 - Bau 0.19 Theatersaal
 - Bau 0.17 Absaugung
 - Bau 0.16 Lackierraum
- Bottom Row (from left to right):**
 - Bau -1.20 Druckkür
 - Bau -1.19 Lager
 - Bau -1.18 Sande
 - Bau -1.17 NSHV / ELT
 - Bau -1.16 IT / Server
 - Bau -1.14 Flur
 - Bau -1.13 Side
 - Bau -1.10 Werkstatt HM
 - Bau -1.09 Lager
 - Bau -1.06 Biomaterial
 - Bau -1.03 Flur
 - Bau -1.02 Lager Garten
 - Bau -1.01 Heizung

3D Perspective View (Right Side):

- Shows the building's exterior with a large tree in front.
- Labels include: "Planung Lackierkabine gem. Angaben B-R+D", "Wärmepumpe mit Biomaterial gem. Planung B-R+D", and "Bau -1.01 Heizung".
- Dimensions and levels are indicated: "Bau -1.01", "Bau -1.02", "Bau -1.03", "Bau -1.04", "Bau -1.05", "Bau -1.06", "Bau -1.07", "Bau -1.08", "Bau -1.09", "Bau -1.10", "Bau -1.11", "Bau -1.12", "Bau -1.13", "Bau -1.14", "Bau -1.15", "Bau -1.16", "Bau -1.17", "Bau -1.18", "Bau -1.19", "Bau -1.20", "Bau -1.21", "Bau -1.22", "Bau -1.23", "Bau -1.24", "Bau -1.25", "Bau -1.26", "Bau -1.27", "Bau -1.28", "Bau -1.29", "Bau -1.30", "Bau -1.31", "Bau -1.32", "Bau -1.33", "Bau -1.34", "Bau -1.35", "Bau -1.36", "Bau -1.37", "Bau -1.38", "Bau -1.39", "Bau -1.40", "Bau -1.41", "Bau -1.42", "Bau -1.43", "Bau -1.44", "Bau -1.45", "Bau -1.46", "Bau -1.47", "Bau -1.48", "Bau -1.49", "Bau -1.50", "Bau -1.51", "Bau -1.52", "Bau -1.53", "Bau -1.54", "Bau -1.55", "Bau -1.56", "Bau -1.57", "Bau -1.58", "Bau -1.59", "Bau -1.60", "Bau -1.61", "Bau -1.62", "Bau -1.63", "Bau -1.64", "Bau -1.65", "Bau -1.66", "Bau -1.67", "Bau -1.68", "Bau -1.69", "Bau -1.70", "Bau -1.71", "Bau -1.72", "Bau -1.73", "Bau -1.74", "Bau -1.75", "Bau -1.76", "Bau -1.77", "Bau -1.78", "Bau -1.79", "Bau -1.80", "Bau -1.81", "Bau -1.82", "Bau -1.83", "Bau -1.84", "Bau -1.85", "Bau -1.86", "Bau -1.87", "Bau -1.88", "Bau -1.89", "Bau -1.90", "Bau -1.91", "Bau -1.92", "Bau -1.93", "Bau -1.94", "Bau -1.95", "Bau -1.96", "Bau -1.97", "Bau -1.98", "Bau -1.99", "Bau -1.100".

PLANZEICHEN		
	Änderung gem. Index	<div data-bbox="3901 409 3914 414"></div> <div data-bbox="3914 409 4041 414">Oberkante Fertigfußboden</div>
	Schriftverweis	<div data-bbox="3901 414 3914 418"></div> <div data-bbox="3914 414 4041 418">Oberkante Rohfußboden</div>
	Detailverweis	<div data-bbox="3901 418 3914 424"></div> <div data-bbox="3914 418 4041 424">Oberkante Fertigfußboden</div>
		<div data-bbox="3901 424 3914 429"></div> <div data-bbox="3914 424 4041 429">Oberkante Rohfußboden</div>
		<div data-bbox="3901 429 3914 435"></div> <div data-bbox="3914 429 4041 435">Oberkante Rohdecke</div>
		<div data-bbox="3901 435 3914 439"></div> <div data-bbox="3914 435 4041 439">Unterkante Abmaße</div>

TITEL				PLANNR. / INDEX	
MAI_ABS_5.306_SCN_S5_Tell 2				5.306	
Datum Freigabe 02.07.2025					
LEISTUNG	PLANSTAND	GEZ	PLANFORMAT	MASSSTAB	
AUSFÜHRUNGSPLANUNG	07.08.2025	BB / AR / BB	1600.0 x 594.0	M 1:50	

BAUHERR		
Handwerkskammer Rheinhessen Körperschaft des öffentlichen Rechts Dagobertstraße 2, 55116 Mainz		
Projektleitung Handwerkskammer Rheinhessen Dagobertstraße 2, 55116 Mainz	Ort, Datum	Unterschrift

FACHPLANER

Ort, Datum

Unterschrift