
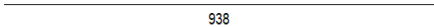
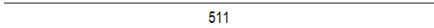


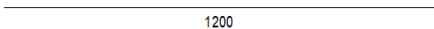

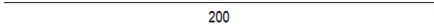




Stabliste - Biegeformen

Projekt: 25-402_dmo_LPH4_BNU_Bauhof_Ludwigsfelde
zu Plan: 25402-TP5_B02-0
Bearbeiter: mge
Datum / Zeit: 17.04.2026 / 16:57
Hinweis:

Alle Stabformen

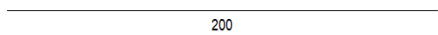

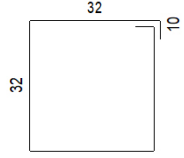


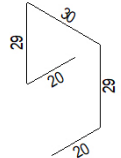
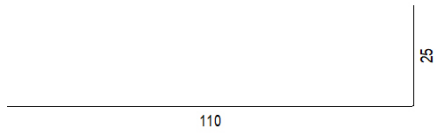
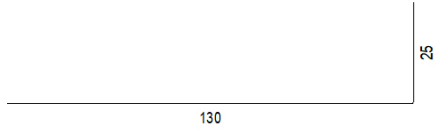
Position	Stück	Ø [mm]	Bemaßte Biegeform	Einzellänge [m]	Gesamtlänge [m]	Gewicht [kg]
Gründung						
1	104	12		2.34	243,36	216,10
2	52	12		9.38	487,76	433,13
3	416	12		5.11	2.125,76	1.887,67
4	414	12		2.31	956,34	849,23
5	52	14		9.78	508,56	615,36
6	52	14		12.00	624,00	755,04
7	52	12		12.00	624,00	554,11
8	30	12		2.00	60,00	53,28



Stabliste - Biegeformen

Projekt: 25-402_dmo_LPH4_BNU_Bauhof_Ludwigsfelde
 zu Plan: 25402-TP5_B02-0
 Bearbeiter: mge
 Datum / Zeit: 17.04.2026 / 16:57
 Hinweis:

Alle Stabformen

Position	Stück	Ø [mm]	Bemaßte Biegeform	Einzellänge [m]	Gesamtlänge [m]	Gewicht [kg]
9	48	14		2.00	96,00	116,16
10	12	20		2.00	24,00	59,28
11	9	8		1.49	13,41	5,30
12	522	10		1.25	652,50	402,59
13	1	8		Lfdm	185,42	73,24
14	649	12		1.28	830,72	737,68
15	72	12		1.35	97,20	86,31
16	8	16		1.55	12,40	19,59
Summe Gründung						6.864,08
Summe über alle Bauteile						6.864,08
Anzahl der Ausführungen						1
Gesamtgewicht						6.864,08