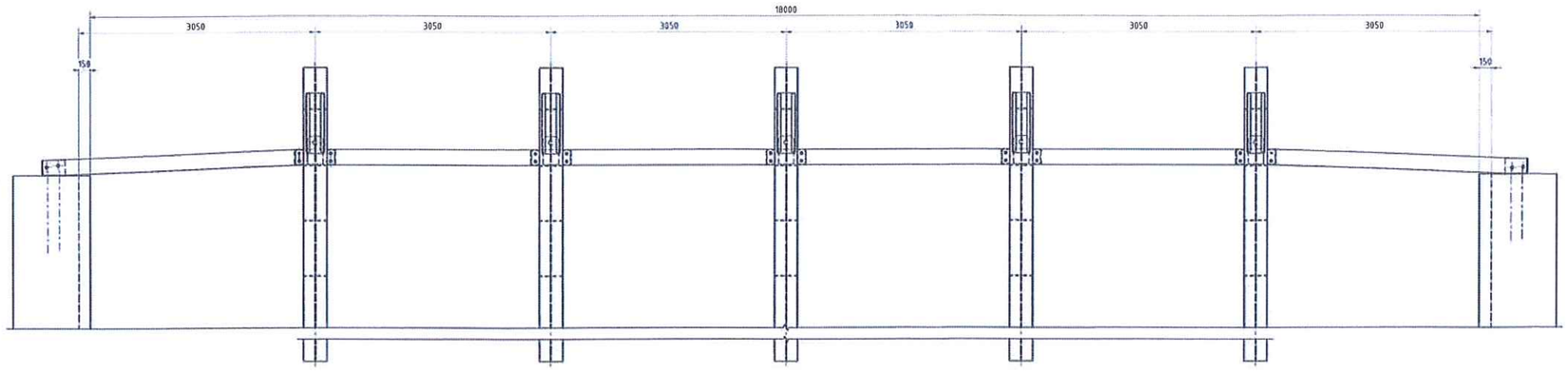

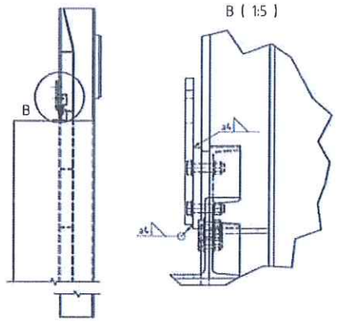

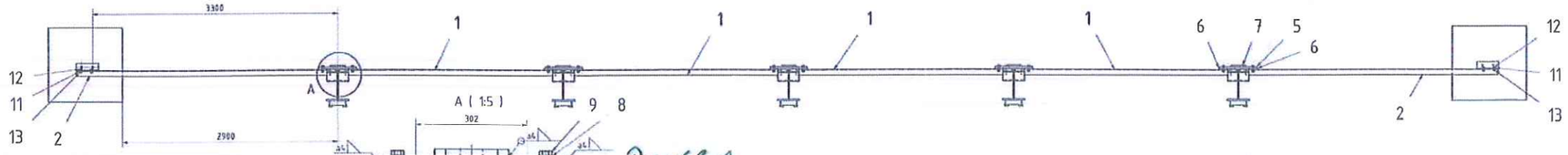

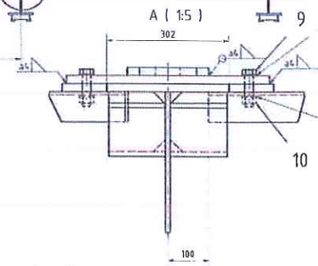

Druckfeste Verbindung herstellen
8 Notfalls verkeilen!
Die Schrauben sind vorzuspannen!

Siehe Prüfbericht!
Vorspannung 100%!

12	4	Verz	DIN EN 14399-4 M20x45
11	8	"	DIN EN 14399-6 M20
10	20	"	DIN EN 14399-4 M20x75
9	40	"	DIN EN 14399-6 M20

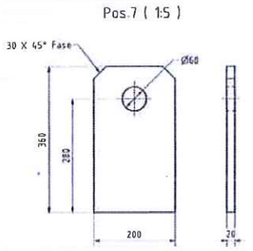

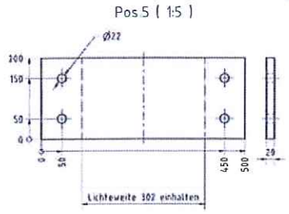

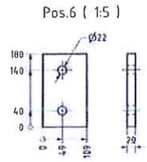

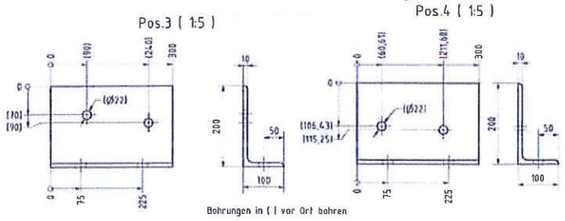

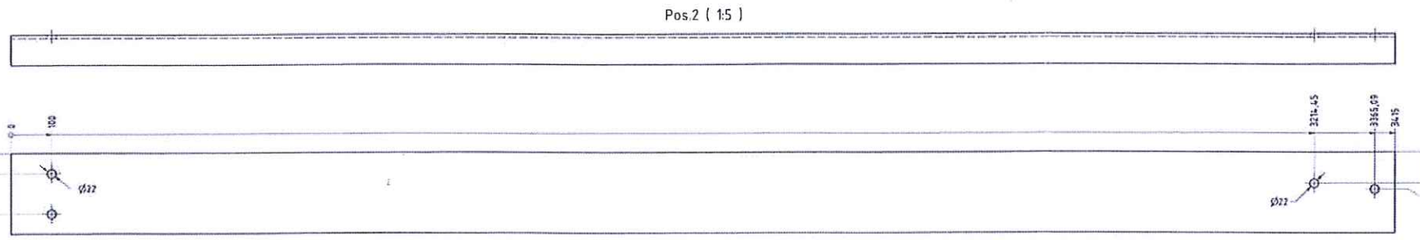

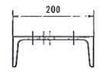

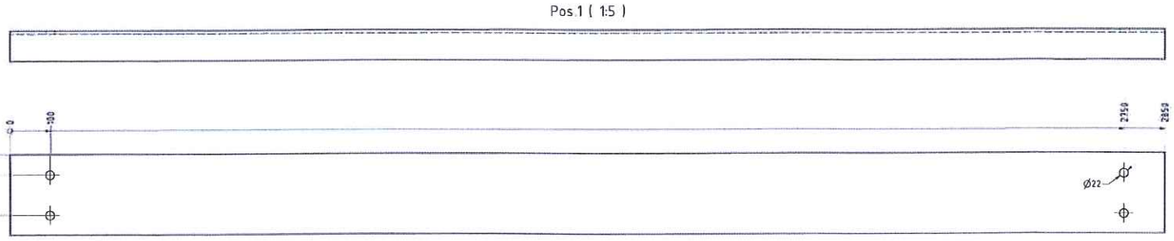

Grüneintragungen beachten!

Pos	Anz	Material	Bezeichnung	Norm	Gewicht kg	Anstrich m²	Artikel-Nr.
~~13~~	~~4~~	~~A2~~	~~Sechskantmutter~~	~~DIN934-M20~~	~~0,260 kg~~		
12	4	~~A2~~	~~Sechskantschraube~~	~~DIN933-M20x45~~	0,76 kg		
11	8	~~A2~~	~~Scheibe~~	~~DIN125-A23~~	0,147 kg		
10	18	~~A2~~	~~Sechskantmutter~~	~~DIN EN 24032-M20~~	1,327 kg		
9	18	A2	~~Sechskantschraube~~	~~DIN EN 24014-M20x80~~	4,834 kg		
~~8~~	~~36~~		~~Scheibe~~	~~DIN125-A23~~	~~0,619 kg~~		
7	5	10038 S235JRG2	Bl20x200x360		53,594 kg		
6	10	10038 S235JRG2	Bl20x109x180		29,61 kg		
5	5	10038 S235JRG2	Bl20x200x500		77,306 kg		
4	1		L200x100x10x300	DIN EN 10056-1			
3	1		L200x100x10x300	DIN EN 10056-1			
2	2		U-Eisen	DIN1026-U200x3415	172,578 kg		
1	4		U-Eisen	DIN1026-U200x2850	287,983 kg		

Bestandsplan

Wasser- und Schifffahrtsdirektion Süd
Wasser- und Schifffahrtsamt Nürnberg
WSVde

Objekt-Art	Bauwerk-Nr.	Zusatz	Funktion	Konstruktion	Fach
6 1 3	3 0	0 1		0	

Objektbezeichnung: Wehranlage Bbg, Fo, (Hau + Neu sinngemäß)
Objektteil: Wehrverschluß
Bauteil: Versteifung der Stelzen

Dreiflüt

Objekt-Identifikation	Objekt-Teil	Zu	Entwurf-Nr.	Maßstab
3 1 1		1	Zeichnung-Nr.	Blatt-Nr.

Datum | Unterschrift | Funktionsbez.

SVTU-Identifikation
SVTU-Index